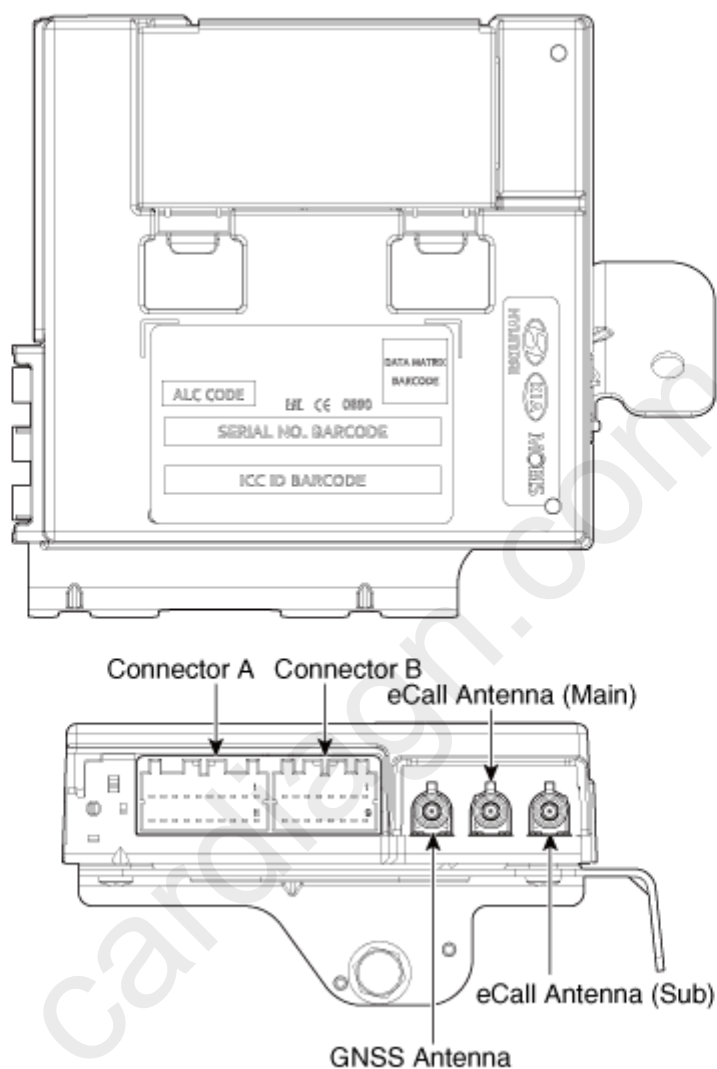
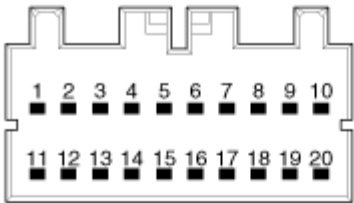
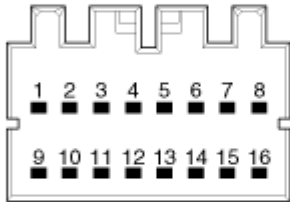


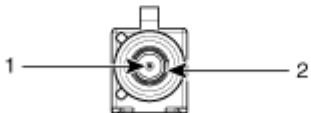
Please rate this document after reviewing at the bottom of this page.

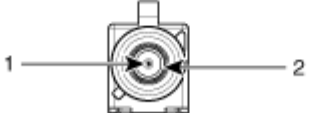
COMPONENT

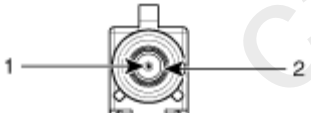


| Connector A | No. | Description | No. | Description |
|---|-----|-----------------------|-----|-------------------------|
|  | 1 | - | 11 | - |
| | 2 | High speed CAN (Low) | 12 | Airbag signal |
| | 3 | High speed CAN (High) | 13 | - |
| | 4 | ACC | 14 | eCall button back light |
| | 5 | LED (GND) | 15 | eCall button ground |
| | 6 | Multimedia CAN (Low) | 16 | eCall button |
| | 7 | Multimedia CAN (High) | 17 | LED (Green) |
| | 8 | IGN1 | 18 | LED (Red) |
| | 9 | Ground | 19 | Ground |
| | 10 | Battery (+) | 20 | Battery (+) |

| Connector B | No. | Description | No. | Description |
|---|-----|-------------|-----|----------------|
|  | 1 | - | 9 | - |
| | 2 | - | 10 | MIC_Signal (-) |
| | 3 | Speaker (-) | 11 | MIC_Signal (+) |
| | 4 | Speaker (+) | 12 | - |
| | 5 | - | 13 | MIC_eCall (-) |
| | 6 | - | 14 | MIC_eCall (+) |
| | 7 | - | 15 | - |
| | 8 | - | 16 | - |

| eCall Antenna (main) | PIN | Description | PIN | Description |
|---|-----|-------------|-----|-------------|
|  | 1 | Signal | 2 | Ground |

| eCall Antenna (sub) | PIN | Description | PIN | Description |
|---|-----|-------------|-----|-------------|
|  | 1 | Signal | 2 | Ground |

| GNSS Antenna | PIN | Description | PIN | Description |
|---|-----|-------------|-----|-------------|
|  | 1 | Signal | 2 | Ground |

NOTICE

The eCall unit for AVN is equipped in AVN head unit.

*** Thanks for your cooperation for the more quality. Please surely rate this document before closing.**